

BELONGING



BAPTISM AND MISSION

- Candidate session activities and instructions
 - Templates and originals for session activity resources
- Worksheet originals
- Links to Family Books
- Additional resources information and links

INTRODUCTION

BELONGING



This section of the tool kit contains a series of activities for use in either, a follow up session with children and their parents, or as an initial general introduction.

After families have completed their sacramental preparation programme, parishes are urged to reconnect with them. This could occur sometime after First Eucharist. As well as providing an ongoing connection of families with the parish, the sessions also develop the understanding that Baptism calls us to action. Once fully initiated into the Church, a Christian is responsible for being part of the Mission of Christ as expressed by the Church.

These activities could also be inserted into various sessions that parishes prepare for the teaching and learning about the Sacraments of Initiation and Reconciliation.

The Introduction section of the Tool Kit contains a section *What to do when it's over* which further explores ideas for follow up to the sacramental preparation programme.



PRAYER

BELONGING

BAPTISMAL PROMISES

Have the families stand around the Baptismal Font or a large bowl of water, borrow Paschal candle if you can or use a large candle in its place.

Have those who have brought their baptismal candles (provide them for those who don't) light candle from Paschal candle



Leader:

When we were baptized our parents made special promises on our behalf. Sometimes during Mass instead of praying the Creed we renew our baptismal promises. We do this every Easter Sunday. To remind all of us that baptism calls us to share our faith and our gifts with others our concluding prayer will be based around our baptismal promises.

Leader:

We are called by our baptism to live as followers of Jesus Christ. We now renew the promises that were made for us at baptism. We declare our Faith in God; Father, Son and Holy Spirit.

After each question, please answer "I believe".

Do you believe in God, the Father, who is creator of the world and everything it it and who loves us with an unending love?

All: I believe.

Leader:

Do believe in the Son, our Lord Jesus Christ who came to teach us how to live as we were created and to save us through his life, death and resurrection?

All: I believe.

Leader:

Do you believe in the Holy Spirit who lives in our hearts and who guides our Church and our lives?

All: I believe.

Leader:

As a sign that you will try to live up to your baptismal promises, you are invited to come forward and make the sign of the cross with holy water.

All come forward & bless selves with Holy Water

We now pray together the words that Jesus taught us, as we give praise to God for all that God has done for us.

All: Our Father.....

Leader:

Remember that through our baptism we are called to share our faith in God with others. Each of us has God-given gifts to share with other people. We go now to love and serve God in all that we do.

All: Amen

PRAYER

BELONGING

WE ARE CHURCH



Leader: We gather in the name of the Father and
of the Son and of the Holy Spirit

All: Amen

Leader:

We are here to remember that we all belong to this family we call Church. Often to belong to something you have to be older and responsible. Younger people are tolerated. But for Jesus and the Church that isn't true. Everybody no matter what age or ability, size or shape belongs.

Let us listen to a story that tells us how important everyone is to Jesus.

Reader 1: Matthew 19:13-15 – **Jesus Welcomes Children**

Some people brought children to Jesus for him to place his hands on and to pray for them, but the disciples told them off. Jesus said, "Let the children come to me and do not stop them, because the Kingdom of heaven belongs to such as these.

Leader:

So close your eyes and imagine that Jesus is sitting before you. He lifts you up, sets you on his lap and hugs you. You can feel his heart beating. Tell Jesus whatever you like. Jesus loves to hear you talk to him and listens to everything you tell him. Then listen to what he says in your heart.

After an appropriate time

Leader: Let's celebrate this great love of Jesus in song.

Sing an appropriate song known to the participants

Leader: Loving God bless us in our time together.
In the name of the Father....

All: Amen

MY GIFTS

Have someone read Kakariki

Discuss:

- What did Kakariki have that was special?
 - Was he aware of this at the beginning?
- Was Kaka right to envy Kakariki?
 - Why? Why not?

Reinforce with the children that everything has its own beauty. Including each human being.

Ask:

- Who made us?

Talk about how God made us in the image and likeness of God.

God has given each of us our own special beauty/gifts/talents.

Each of us is special because we are just the way god meant us to be when God created us.

Hand out the worksheet *My Gifts**

Say to the participants:

Let us close our eyes and think how God has made each of us ...

- Can you think of ways that God has made YOU SPECIAL?
- What gifts have you been given by God?

Have participants open their eyes and complete the worksheet.


After an appropriate time ask participants to consider one of their gifts, circle it and think about how they can use it to share God's love.

- Something practical and manageable.

Invite everyone to share one gift and its use within manageable gifts but if feasible the whole community. Include parents.

At the conclusion of the sharing say an appropriate prayer of thanks giving (or sing it).

These name and gift sheets could be used in a presentation to the parish in poster or book form.




Draw someone you love

God gave me special
people who love me.

I will love God always

Draw yourself praying

Draw yourself sleeping
Even when I am sleeping.













God watches over me...

I am very SPECIAL!

My name is _____
Draw a picture of yourself

MY GIFTS



In the banner write your name, in the boxes write or draw the gifts you can offer the community


In the name of the Father,	on earth as it is in heaven.	Hail Mary, full of grace.
and of the Son,	Give us this day	the Lord is with thee.
and of the Holy Spirit. Amen.	our daily bread;	Blessed art thou among women,
Our Father,	and forgive us our trespasses	and blessed is the fruit
who art in heaven,	as we forgive those	of thy womb, Jesus.
hallowed be thy name;	who trespass against us;	Holy Mary, Mother of God
thy kingdom come;	and lead us not into temptation,	pray for us sinners now
thy will be done	but deliver us from evil. Amen	and at the hour of our death. Amen


MY PRAYER

Write your own prayer to Jesus.

MY PRAYER

Write your own prayer to Jesus.





Amen.

Holy God,
I am sorry
that

Amen.

My friend Jesus,
Please take care
of

Amen.

Dear Lord,
Help me to

Amen.

Loving God,
Thank you for

Dear Jesus,
It was neat
today when

Amen.

Dear God,


Amen.

Heavenly Father,
I think that you
are wonderful
because

Amen.

My Little Book of Prayers

Name



CATHOLIC PRAYERS

Sign of the Cross

In the name of the Father,
and of the Son,
and of the Holy Spirit. Amen

Ki te ingoa o te Matua
o te tamaiti,
o te Wairua Tapu. Amene

Hail Mary

Hail Mary, full of grace,
the Lord is with thee.
Blessed art thou among women,
and blessed is the fruit
of thy womb, Jesus.
Holy Mary, Mother of God
pray for us sinners,
now and at the hour of our death. Amen


Awe Maria e ki ana koe,
e te keretia
kia koe e te Ariki
kia whakapainga koe.
I roto I nga wahine ae
whakapainga hoki.
A Hehu te hua o tou kopu.
Hata Maria te Matua wahine o te Atua
inoi koe mo matou mo te hunga
e hara ana aiane i te hoara o
toku matenga rawa. Amene

Our Father

Our Father,
who art in heaven,
hallowed be thy name;
thy kingdom come;
thy will be done
on earth as it is in heaven.
Give us this day
our daily bread;
and forgive us our trespasses
as we forgive those
who trespass against us;
and lead us not into temptation,
but deliver us from evil. Amen.

E to matou i te rangi
Kia whakatapua tou ingoa
Kia tae mai tou rangatiratanga
Kia whakaritea tou hiahia i te whenua
Kia pera ano i to te rangi
Homai ki a matou aiane i he taro
matou e whakakore nei i nga hara o te
hunga e hara ana ki a matou.
Kaua matou e tukua kia whakawaia
Engari whakaorangia matou i te kino
Hou hoki rangatiratanga, te kaha
me te kororia ake ake. Amene

My Jigsaw




people of all ages

people from all places

people loving Jesus

- FILL IN THE FACES!

My Jigsaw

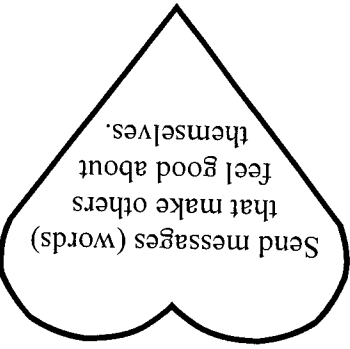


people of all ages

people from all places


people loving Jesus

- FILL IN THE FACES!

	I am unique!	Friends are special.	I'm glad to be me!	We are made in God's image.		
I am unique!	Something I do that makes me feel good about myself.	I am a good friend when...	Thank God for something I like about myself.	<p>The Bible tells me so...</p> <p>Look up and share</p> <ul style="list-style-type: none"> * Isaiah 43:1 & 4 * 1 Corinthians 3:16-17 * Luke 1:49 * Matthew 10:29-31 	We are made in God's image	
My family is special!	Ways I can let each family member know how much I appreciate him or her.	<h1 style="text-align: center;">We are God's work of Art!</h1> <p style="text-align: center;">(Ephesians 2:10)</p>			<p style="text-align: center;">Send messages (words) that make others feel good about themselves.</p> 	I love you!
I feel good!	Thank God for Someone who makes me feel good	Tell the person to your right something special about him/her.	Ways I can share talent I have with others.	<p>What is something special that makes you happy?</p> <div style="border: 1px solid black; padding: 10px; text-align: center; width: fit-content; margin: 0 auto;"> <p>Start Here</p> </div>	I am Happy!	
		What is SPECIAL about you?	What is your talent?	I am happy!		

What does the priest pour over the candidate's head during baptism?

Who makes the promises for a baby baptised



What is this candle called?

Who confirms people?

How many god-parents are required for baptism?

What did the word 'initiate' originally mean?

What was the first miracle of Jesus recorded in the Bible?



SO WHAT DO WE REMEMBER?


You have 12 minutes to find the answers to each of these questions. You may ask each family/group only one question. You will need to remember the names of the people you ask.

How many sacraments are there?

Who is the ordinary of the Auckland Diocese?

At Baptism the child's parents are asked "What do you ask of God's Church?" What is the parents reply?

What is the first sacrament that you received?



Where was Jesus Baptised?

SCAVENGER HUNT

Hand out the *Scavenger Hunt**

- This can be done as individuals, family groups, mixed groups
When asking group/individual for answer names need to be exchanged so that when it comes to sharing the responses the name of the person/group who provided the answer can be given.
Only one answer can be provided to someone per group.
- Use the 'answer' reveal to add any further information required.

Answers:

How many sacraments are there?

- 7
- Baptism, Confirmation, Penance, Eucharist, Marriage, Holy Orders, Anointing of the Sick

Who is the ordinary of the Auckland Diocese?

- Bishop Pat

At Baptism the child's parents are asked "What do you ask of God's Church?"

What is the parents reply?

- Faith !
- Baptism

What is the first sacrament that you received?

- Baptism
- ALWAYS can't receive others until you have been baptised

Where was Jesus Baptised?

- River Jordon

What does the priest pour over the candidate's head during baptism?

- Water

Who makes the promises for a baby baptised

- Parents

What is this candle called?

- Paschal or Easter

Who confirms people?

- Usually the Bishop (on rare occasions priest is commissioned to)

How many god-parents are required for baptism?

- 1 (though customarily 2)
- If 2 are male and female
- Others asked are officially not god-parents but witnesses culturally referred to as god-parents

What did the word 'initiate' originally mean?

- the dipping or the washing (Greek)

What was the first miracle of Jesus recorded in the Bible?

- Turning water into wine

SCAVENGER HUNT

BELONGING



<i>Time Required</i>	15 minutes	<i>Suits Station</i>	No Group activity
<i>Requirements</i>	<i>Scavenger Hunt*</i> sheet. This could be adapted to local conditions for example asking questions about name of parish patron saint.		
<i>Links to other activities</i>	<i>Prior</i> This is a great 'getting to know you' activity.	<i>Need to follow with</i> -	
<i>Hints</i>			
<i>Supplementary Resources</i>			
<i>Parish Notes</i>			

I AM LOVED

BELONGING



<i>Time Required</i>	20 mins	<i>Suits Station</i>	Yes
<i>Requirements</i>	<ul style="list-style-type: none">• Activity sheet <i>God Loves Me*</i>• Coloured pens/felts		
<i>Links to other activities</i>	Prior	Need to follow with -	
<i>Hints</i>	This could be used as an introduction to the theme of <i>The Loving Father</i> in the Reconciliation section		
<i>Supplementary Resources</i>			
<i>Parish Notes</i>			

MISSION

Introduction: Jesus/Hehu said to his followers one day:

"Let the children come to me" (Mark 10:14, Matt 19:14, Luke 18:16)

Jesus/Hehu said this because he loves everybody and does not want anyone to feel left out, even if they are young and may not understand everything because they are still learning.

Jesus/Hehu liked to tell everyone about God and how much God loves us and wants us to believe and trust in God.

Jesus/Hehu tells us in the Gospels how important and loved we are, and that God will look after us.

Read from the Book of God News recorded by Matthew:

²⁵I tell you not to worry about your life. Don't worry about having something to eat, drink or wear. Isn't life more than food or clothing? ²⁶Look at the birds in the sky! They don't plant or harvest. They don't even store grain in barns. Yet your Father in Heaven takes care of them. Aren't you worth more than the birds?"

Genesis 1:26-31

Discuss: What does Jesus mean in the story?

- God loves us very much, we are important to God
- We can trust God to provide what we need
- One of the ways we know God loves us is through our experiences and the people in our lives that love us

Have candidates complete the worksheet – *God Loves Me*

This can be folded into a little booklet that candidates can be encouraged to keep so that they are constantly reminded about how much God loves them.

Celebrate God's love for everybody with an appropriate song known by the community.

PRAYING

Ask candidates: Who is your best friend?

How do you keep this friendship?

Discussion about what friends do together. Draw out that they spend time together.

So, how do we spend time with our very special friend, Jesus?

Discussion include – we pray.

We pray in many forms:

Thank you – for all that God has given us

Asking – for ourselves and others

Praising God – because of all that God made and

Everything we have been given

Brainstorm prayers that we know – write them on the board.

As part of a family we have things in common such as our family name or we do particular things in a family way. In the Catholic family there are a number of prayers that we all know, we use them often and it is good to know them off by heart.

Hand out sets of prayer sorting cards to families/groups

- Groups work together to put the cards in the order so that they read correctly.
- Go over the prayers. Encourage families to share one of the prayers in a language other than English.

Tell the participants that we don't always have to use the words someone else has written. Hand out *My Own Prayer** worksheets and ensure everyone has pens. Invite participants to close their eyes and in the quiet to think about what they really want to say to Jesus' as their friend and companion. After an appropriate period of time ask them to open their eyes and record their prayer on the worksheet.

Hand out *My Little Book of Prayers** template. Encourage children to make these their own through writing prayers in their own words and colouring them in.

PRAYING TOGETHER

BELONGING



<i>Time Required</i>	30 mins	<i>Suits Station</i>	Yes
<i>Requirements</i>	Sets of <i>Pray sorting*</i> cards – 1 per group/family <i>My Own Prayer *</i> 1 per participant <i>My Little Book of Prayers*</i> template		
<i>Links to other activities</i>	Need to do prior	Need to follow with	
<i>Hints</i>	The Family/Whānau inside covers contain prayers that families can be encouraged to use and there is also a section on family prayer in each book that you might refer to.		
<i>Supplementary Resources</i>	The hand-out <i>Catholic Prayers*</i> the Sign of the Cross, Hail Mary and Our Father in English and Te Reo Māori.		
<i>Parish Notes</i>			

TEACHING THE HAIL MARY

BELONGING



<i>Time Required</i>	5-10 minutes (repeatable)	<i>Suits Station</i>	No Group activity
<i>Requirements</i>	Instructions Leader		
<i>Links to other activities</i>	Prior	Need to follow with -	
<i>Hints</i>	You may need to repeat the prayer with its gestures at the end of the session.		
<i>Supplementary Resources</i>			
<i>Parish Notes</i>			

LEARNING THE HAIL MARY

- Invite the children to stand in a circle.
- Tell them that they are going to learn actions to go along with the words to the Hail Mary.
- Tell them that praying with gestures is another form of prayer, as is singing or praying silently.
- Demonstrate the following gestures as you pray each line of the prayer.

Hail Mary, (Lift your right hand pointing to the sky.)

full of grace, (Lift your left hand pointing to the sky.)

the Lord is with you. (Bring your hands down folded near your heart.)

Blessed are you among women, (Take your right hand and sweep it across your body pointing to all the girls in the group around you.)

and blessed is the fruit of your womb, Jesus. (Pretend you are rocking a baby in your arms.)

Holy Mary, (Lift your right hand pointing to the sky.)

Mother of God, (Lift your left hand pointing to the sky.)

pray for us sinners (Bring your hands down folded near your heart.)

now (Point down to the ground with both hands.)

and at the hour of our death. (Point to a pretend watch on your wrist.)

Amen. (Bring your hands together folded near your heart.)

THE PARISH FAMILY

BELONGING



<i>Time Required</i>	20 minutes	<i>Suits Station</i>	Yes
<i>Requirements</i>	<i>My Jigsaw</i> worksheet Two versions of the worksheet are available one with a more colourful background to the jigsaw, on plain. Coloured felts/pencils Cardboard (A4) and glue		
<i>Links to other activities</i>	Need to do prior	Need to follow with	
<i>Hints</i>	<ul style="list-style-type: none">• This is a really good activity to get parents involved in.		
<i>Supplementary Resources</i>			
<i>Parish Notes</i>			

PARISH JIGSAW

Brainstorm with participants how people prepare to go to Sunday Mass.

This might include

- Thinking about what will happen
- Reading the Sunday Scriptures with a suitable commentary
- Talking about the Readings
- Fasting an hour before
- Dressing appropriately
- ...

How can we stop Mass being boring? ...

By participation – discuss ways of joining in Mass

- Join in the singing
- Say the prayers with everyone
- Volunteer to help
 - Cleaning the Church before Sunday
 - Handing out notices
 - Presenting the gifts
- Smile and befriend others in the Church especially before and after Mass

Everyone is welcome at Mass. Next Sunday look about you.
Note the all the different people present. All ages and races.

Hand out the worksheet *My Jigsaw*

Instruct the participants to:

- Complete the jigsaw by drawing themselves in the centre circle and adding faces of the other people they see about them at Sunday Mass.
- Cut out the Jigsaw and glue onto card
- When dry cut the card into the jigsaw pieces

Have someone else in the family make up the jigsaw.

A home activity could be to give everyone at the table a piece/s of the jigsaw and in silence collaborate to put the pieces together to create the whole in the middle of the table.

Use the reformatted jigsaw as reminder to pray for all fellow members of the parish family.

MISSION

BELONGING



<i>Time Required</i>	40 mins	<i>Suits Station</i>	Yes
<i>Requirements</i>	<ul style="list-style-type: none">• Activity sheet <i>We are God's Work Art*</i>• Dice & markers• A large bowl of water that candidates can stand around OR a bowl of water and stone per group/individual• Paper serviettes• Pens (NOT felt tips)• Coloured water (few drops of food colouring: strong colours are best)		
<i>Links to other activities</i>	Prior	Need to follow with -	
<i>Hints</i>	This could be split into two different activities one based on <i>You are God's Work of Art</i> and the other centred on the spread of God's love.		
<i>Supplementary Resources</i>			
<i>Parish Notes</i>			

MISSION

Read from the Book of Genesis:

Then God said, "And now we will make human beings; they will be like us ..." And so God **created** human beings ... God created them male and female, blessed them and said, "Have many children so that your **descendants** will live over all the earth and look after it. I am putting you in charge of the fish, the birds, and all the wild animals. I have provided all kinds of grain and all kinds of fruit for you to eat; ... and it was done. God looked at everything he had made and was very pleased.

Genesis 1:26-31

Discuss: What does this passage teach us about how important we are to God and how worthwhile we are?

Have candidates play the game

- The person whose first name begins with the earliest letter in the alphabet starts
- Players throw the dice, move the marker as indicated and follow the directions on the space they land

Allow sufficient time for each player to have two or three goes.

Using our Gift to show God's love

In a bowl let drops of water fall from your fingers and allow the participants to watch the ripples when the drops land on the water. Talk about how this is like the effect that our being on Mission has as we share God's love through our loving actions.

You can see this action in the following activity:

Showing the wonder of God's love.

- Open up a paper serviette and write on it words that can be used to show God's love, e.g. loving, kind, help, courage, brave, hug, thoughtful, patient, smile – you could draw pictures as well.
- Fold the serviette up again and dip the middle corner into the coloured water, then hold it up.
- Watch what happens ...
- Then open up the serviette carefully.
- The coloured water spreads like God's love, the pen marks are us using the gifts God gave us.