

Celebrating Thirty-Third SUNDAY of OT
Exploring our Faith with Children
Celebrating World Day of Poor 17th November
World's Children Day 17th November
Celebrating our October Saints

Jesus said to his disciples,

“One day I will return, and you will know
that the time has come because of these signs:
the sun will become dark and the moon will no longer shine.
The stars will fall to earth and even the sky will shake.

Then the Son of God will appear in all his glory and send
his angels to gather his people together from all over the world.

Learn a lesson from a fig tree.

When it's branches sprout and start putting out leaves, you know summer
is near.

So, when you see all these things happening, you will know that the time
has almost come. You can be sure that some of the people living today
will still be alive when all this happens.

The sky and the earth will not last forever, but my words will.
Only God knows when all this will happen so stay awake and be ready!”

Let's sit quietly now and think of God's story.



Click on the image and follow the links



Click on the image and follow the links



Click on the image and follow the links



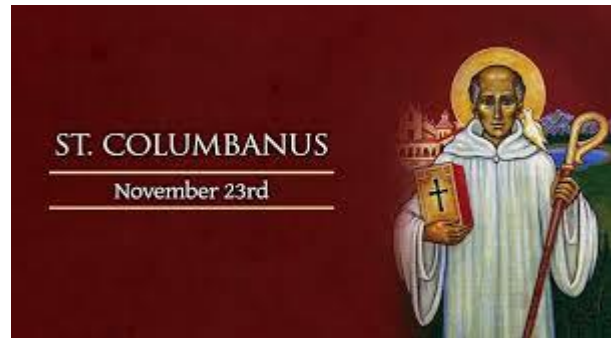
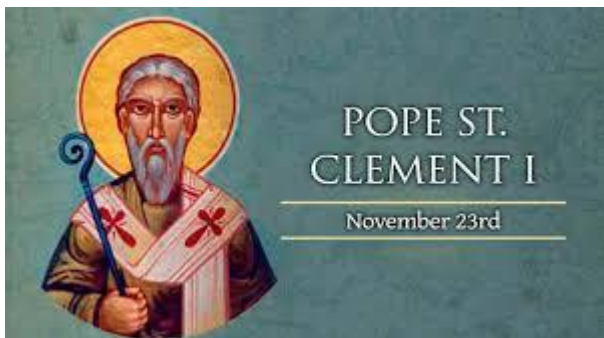
Click on the image and follow the links



Click on the image and follow the link



Click on the image and follow the links



Click on the image and follow the links

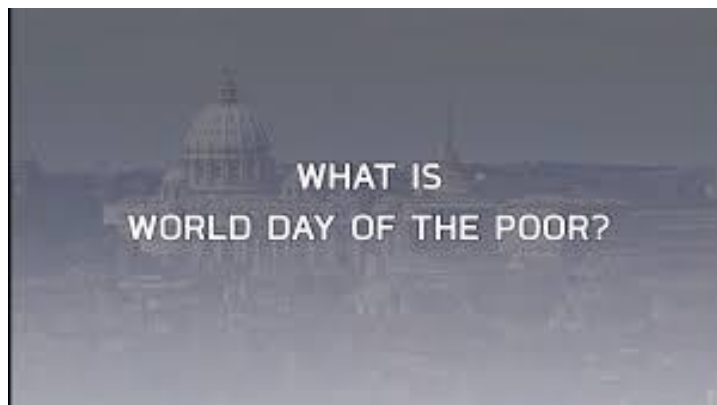


Click on the image and follow the link

[Celebrating World Day of Poor 17th November](#)



[Click on the image and follow the links](#)



[Click on the image and follow the links](#)



[Click on the image and follow the links](#)

World's Children Day 17th November



Click on the image and follow the link



Click on the image and follow the link



Click on the image and follow the link

Fish Sticks Recipe (Baked)

Ingredients

500g Fish fillets cut into 1-inch strips
1 teaspoon kosher salt
½ teaspoon freshly ground black pepper
1 cup all-purpose flour
½ teaspoons sweet or smoked paprika
2 large eggs beaten
1 tablespoon Dijon mustard
1 cup breadcrumbs
1 cup seasoned breadcrumbs
Olive oil cooking spray



Instructions

- Preheat oven to 400°F, cover a baking sheet with aluminium foil and spray the foil with nonstick spray. Spray a metal rack and place it over the baking sheet. Set aside.
- Lightly salt and pepper the fish.
- Set out 3 shallow bowls to create a dredging station.
- In the first shallow bowl, whisk the flour and paprika together.
- In the second bowl, whisk the eggs and Dijon mustard together.
- In the third bowl, combine breadcrumbs and the seasoned breadcrumbs.
- For the dredging process, press a fish stick in the flour, making sure to cover all sides and shake off the excess.
- Then, dredge the fish stick in the egg mixture and let the excess drip off. Now, press the fish in the breadcrumb mixture, patting to help the coating adhere.
- Place the coated fish stick on the prepared rack/baking sheet and repeat the process with the remaining fish sticks.
- Spray the fish with olive oil or butter-flavoured cooking spray.
- Place the fish in the oven and bake 6 minutes. Turn the fish sticks over and spray with oil or cooking spray.
- Bake another 6-10 minutes or until the fish begins to flake easily with a fork.
- Transfer cooked fish to a serving tray and serve immediately with Homemade Tartar Sauce or other favourite sauce.

Apple Muffins

Ingredients:

Topping:

2 Tablespoons sugar
1/4 teaspoon cinnamon

Batter:

2 cups all purpose or whole wheat pastry flour
6 Tablespoons sugar (for sweeter muffins use 1/2 cup sugar)
1 teaspoon baking powder
1 teaspoon baking soda
1/4 teaspoon cinnamon
3/4 cup low-fat buttermilk
1/4 cup vegetable oil
2 eggs
1/2 teaspoon vanilla
2 heaping cups of 1/4-inch diced apple (2 medium apples)



Instructions:

Preheat oven to 400° F.

Grease a 12-cup muffin pan or insert paper liners.

Combine topping ingredients (sugar + cinnamon) and set aside.

Combine dry ingredients in a bowl.

In a measuring cup, combine buttermilk, oil, eggs and vanilla.

Peel and dice apples. You should have 2 mounded cups.

Gently fold liquid into dry ingredients. Fold in diced apple.

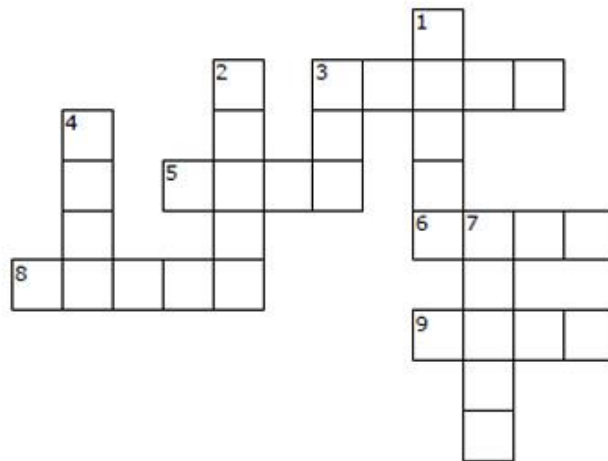
Divide batter into muffin cups and add apple slices if you like (see below).

Sprinkle tops with sugar mixture. Bake for 18- 20 minutes.

To Add Apple Slices: Get an extra apple and cut 2 or 3 1/8-inch slices and push the slices into the tops before adding sugar topping. Slices must be thin.

Christ Is Coming Again

At that time they will see the Son of Man coming in a cloud with power and great glory. Luke 21:27 (NIV)



ACROSS

3. Twinkling points of light in the sky at night
5. The large heavenly body visible in the night sky
6. The part of the body containing the brain, eyes, ears, nose, mouth
8. To rise to an upright position on your feet
9. To make a request to God

DOWN

1. To observe very carefully
2. Large, white, fluffy things floating in the sky
3. The earth's source of heat and light
4. To raise from a lower to a higher position
7. The planet on which we live

earth	moon	cloud	pray	head
sun	stars	watch	lift	stand

While He lived on earth, Jesus promised His disciples that He would come again.
Color the image of **Jesus's Second Coming**.



Joseph Smith—Matthew 1

🔍 How should we prepare to be saved at Jesus's Second Coming?

Christ Is Coming Again



At that time they will see the Son of Man coming in a cloud with power and great glory. Luke 21:27 (NIV)

Words are taken from Luke 21:25-36 (NIV).

T N A I D N H G C M W N S R Y
 H D A T O E E E C Y J P T F T
 F J F T K W V S A A H L A N W
 I I I F I B A L C V R D N M S
 L F B D W O A T Y A E E D V E
 I R S S H Y N Q C S P N F K A
 F E G U A L T S Z H D E J U E
 E D B G N X F U T G L O R Y L
 V E C H B O D R B A W O R L D
 D M L S E I L R U Y R H L D H
 Q P O S I G N S M F U S S T N
 G T U I P D R G Q Z P F R O S
 B I D P O W E R S Z D A O T X
 W O Q G R H E A D S E M W N V
 G N L P R A Y G Q J A Z J U E

careful	glory	moon	redemption	stars
cloud	heads	nations	sea	sun
earth	heaven	power	signs	watch
escape	lift	pray	stand	world