

Catholic Diocese of Auckland


Welcome to Kids Korner!

A Journey through the Bible!

STORIES, PRAYER AND SONGS WITH JESUS

RECIPES AND ACTIVITIES

THE BARREN FIG TREE
Luke 13:6-9



Celebrating THIRD SUNDAY OF LENT
Exploring our Faith with Children
Epilepsy Awareness Day 26th March
World Theatre Day 27th March
Celebrating our March Saints

Jesus told this story:

A man had a fig tree in his garden.
He came looking for fruit on it,
but there wasn't any.

So, he said to the man who looked
after his garden,


“Look, this is the third year in a row
that there has been no fruit on this tree.
Cut it down, and plant something
else that will give us fruit.”

The gardener replied,

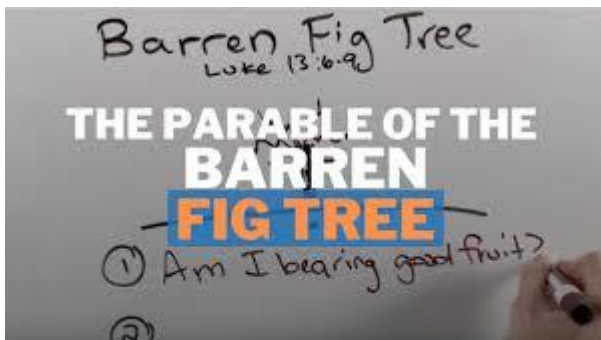
“Sir, let's try just one more year.
I'll dig round it, water and feed it well.
If after that there is still no fruit,
well then we will cut it down.”



Click on the picture and follow the links



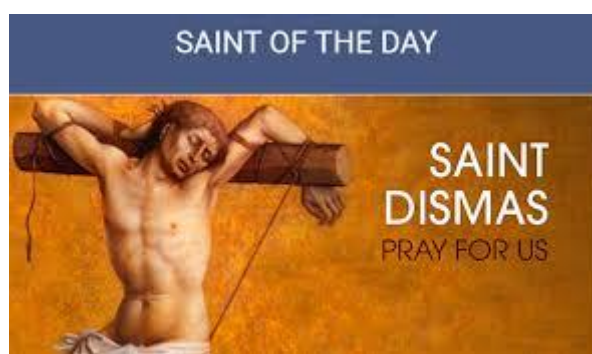
Click on the picture and follow the links



Click on the picture and follow the links



Click on the picture and follow the links



Click on the picture and follow the link



Click on the picture and follow the link



Click on the picture and follow the link



Click on the picture and follow the link


Epilepsy Awareness Day 26th March



Click on the picture and follow the link



Click on the picture and follow the link



Click on the picture and follow the link

World Theatre Day 27th March



Click on the picture and follow the link



Click on the picture and follow the link



Click on the picture and follow the link

Chicken and Vegetable Stir Fry

Ingredients

2 tbsp oil, separated
400g boneless skinless chicken breast, cubed
1 tsp grated fresh ginger
1 tsp crushed garlic
¼ cup soy sauce
1 tbsp lemon juice
1 tbsp honey
1 tsp cornflour, mixed with
2 tsp water
1 head broccoli, cut into florets
½ bunch asparagus, cut into 1-inch pieces
2 carrots, grated or julienned
½ head red cabbage, shredded
1 tbsp sesame seeds



Method

- Heat 1tbsp oil in a wok over a high heat.
- Add chicken and stir-fry for 5-6 minutes until starting to brown.
- Remove the chicken from the pan.
- Add broccoli and asparagus and cook for 2-3 minutes, then add carrot and red cabbage and stir-fry for a further 2 minutes.
- Remove vegetables from the pan.
- Add another 1 tbsp oil to the pan, and once hot sauté ginger and garlic for 1 minute.
- Then add soy sauce, lemon juice, honey and cornflour slurry.
- Once combined and thick, add chicken and vegetables back to the pan and toss to coat in the sauce.
- Serve with rice and top with sesame seeds.

No-bake boysenberry cheesecake

Ingredients

100g butter, melted
250g chocolate biscuits
½ cup berry yoghurt
250g cream cheese
425g can of boysenberries in syrup
6 tsp gelatine
½ cup hot water
1 tbsp lemon juice
2 tbsp sugar



Method

- Place the biscuits in a food processor and blitz until they are like bread crumbs (alternatively, place in a snap lock bag and hit with a rolling pin). Combine with the melted butter and press into a greased or lined baking dish.
- Beat the cream cheese and yoghurt until smooth.
- Dissolve 4 tsp of gelatine and the sugar in hot water.
- Combine the cream cheese mixture with the gelatine mixture and add lemon juice.
- Add the boysenberries (drain these from the can and keep the syrup aside for the topping).
- Add the cream cheese mixture to the top of the biscuit base and refrigerate.
- Sprinkle 2 tsp of gelatine over the boysenberry syrup (reserved from can), microwave on high for 2 minutes until dissolved, stir well to combine.
- Pour the syrup mixture over the cheesecake and refrigerate until set – at least 2 hours but preferably overnight.

The Parable of the Fig Tree

" 'Sir,' the man replied, 'leave it alone for one more year, and I'll dig around it and fertilize it. If it bears fruit next year, fine! If not, then cut it down.' "

Luke 13:8-9 (NIV)



The puzzle is based on Luke 13:6-9 (NIV).

U S B F E R T I L I Z E T T A
 Y Q N D O W N O W L U O V Z T
 B A R N T P H T C E S L I I R
 R U F L H A A O S A E U N M E
 Z E R A R R S L Y V Q W E A X
 J F U B E A J D H E A P Y K N
 S B I X E B Y O F T P L A T U
 P J T G T L V E S O I L R O L
 A W R Q P E J J A H T R D J P
 T L C G C U T F O R U P F K Z
 X R O F I N D Q I F S M O G S
 P Y E N E A I S V A E O F N Q
 M O S E E M G Q B Z L R H S L
 D A P L A N T E D N L X V J D
 K Z N L U L G S B O L U C W M

YEARS	THREE	LOOK	LEAVE	FRUIT
DOWN	FIND	VINEYARD	MAN	TOLD
PLANTED	USE	SOIL	ALONE	FIG
FERTILIZE	DIG	PARABLE	TREE	CUT

The Parable of the Fig Tree

Complete the paragraph by filling in the blanks with the correct words from the word bank at the bottom of the story.



Jesus Tells a Story

Then he told this _____: "A man had a _____ tree, planted in his _____, and he went to look for _____ on it, but did not find any. So he said to the man who took care of the vineyard, 'For _____ years now I've been coming to look for fruit on this fig _____ and haven't found any. _____ it down! Why should it use up the _____?'

" 'Sir,' the man replied, 'leave it alone for one more _____, and I'll _____ around it and _____ it. If it bears fruit next year, fine! If not, then cut it _____.'

Luke 13:6-9 (NIV)

cut	fertilize	parable	tree
dig	fig	soil	vineyard
down	fruit	three	year

The Parable of the Fig Tree

"'Sir,' the man replied, 'leave it alone for one more year, and I'll dig around it and fertilize it. If it bears fruit next year, fine! If not, then cut it down.'" Luke 13:8-9 (NIV)

Each number represents a letter of the alphabet. Substitute the correct letter for the numbers to reveal the coded words.



1	2	3	4	5	6	7	8	9	10	11	12	13	14	15	16	17	18	19	20	21	22	23	24	25	26
G	N	V	M	A	B	U	I	W	O	E	Z	J	R	K	T	Y	P	L	H	D	Q	X	S	F	C

- 25-11-14-16-8-19-8-12-11 _____
- 3-8-2-11-17-5-14-21 _____
- 25-14-7-8-16 _____
- 24-10-8-19 _____
- 18-19-5-2-16-11-21 _____
- 18-5-14-5-6-19-11 _____
- 16-14-11-11 _____
- 25-8-1 _____

PARABLE	TREE	VINEYARD	FRUIT
PLANTED	FIG	FERTILIZE	SOIL

