



**Catholic Diocese of Auckland**



**Welcome to Kids Korner!**

**A Journey through the Bible!**

STORIES, PRAYER AND SONGS WITH JESUS

RECIPES AND ACTIVITIES

**Celebrating EASTER SUNDAY**  
**Chinese Language Day – April 20, 2025**  
**Celebrating ANZAC day April 25<sup>th</sup> 2025**  
**Exploring our Faith with Children**  
**Celebrating our April Saints**

On the first day of the week, early in the morning while it was still dark, Mary Magdalene went to Jesus' tomb. When she saw that the stone had been rolled away from the entrance she went running to Peter and John to say,

**'Someone's taken Jesus' body away!'**

They all went back to the tomb together. They saw that the linen cloth in which Jesus' body had been wrapped were all still there.

Mary stayed outside the tomb, crying.

Someone else came up behind her. Mary thought it was the gardener. **'Why are you crying?'** he asked.

Mary replied,

**'They have taken my Lord away, and I don't know where they have put him. Do you know where he is?'**

The stranger said,

**'Mary!'** and at once Mary knew that this was Jesus. He told her to go and tell the other disciples that she had seen him, and all the things he had said to her.



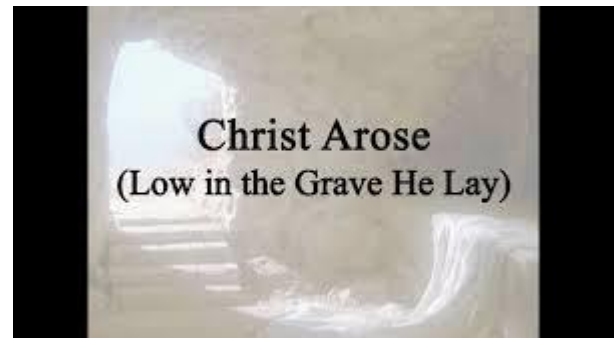
Click on the picture and follow the links



Click on the picture and follow the links



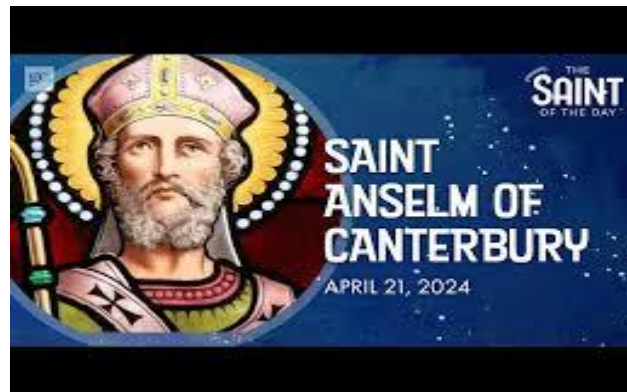
Click on the picture and follow the links



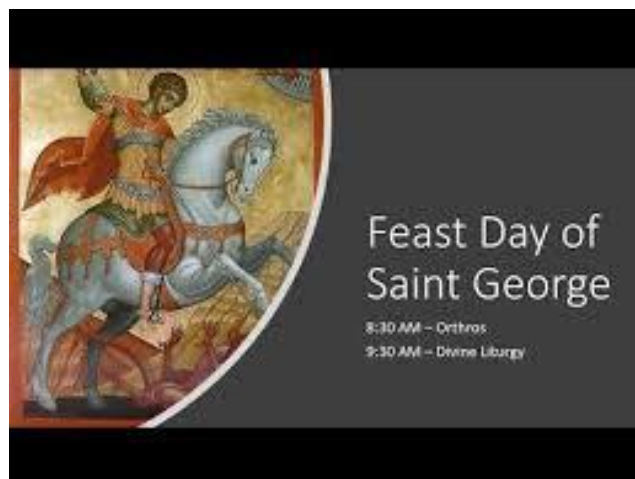
Click on the picture and follow the links



Click on the picture and follow the link



Click on the picture and follow the link



Click on the picture and follow the link



Click on the picture and follow the link

[Chinese Language Day – April 20, 2025](#)



[Click on the picture and follow the link](#)



[Click on the picture and follow the link](#)



[Click on the picture and follow the link](#)

**Celebrating ANZAC day April 25<sup>th</sup> 2025**



Click on the picture and follow the link



Click on the picture and follow the link



Click on the picture and follow the link

# Quick BBQ Chicken Salad with Pita Chips & Yoghurt

## Ingredients

500 g chicken breast  
4 tsp oil  
390 g chickpeas, can  
6 pita breads  
2 baby cos lettuces  
2 tomatoes  
1 telegraph cucumber  
1 tsp vinegar  
1/3 cup plain yoghurt



## Method

- Preheat BBQ to medium-high (if using).
- Preheat oven to 200°C (or 180°C fan bake) if using to heat pitas.
- Pat chicken dry and slice 1cm, then toss in a medium bowl with oil.
- Lightly season with salt and pepper.
- Drain and rinse chickpeas, then add to another medium bowl. Put aside.
- Cut pita into wedges.
- Cook chicken on BBQ for about 6 minutes on each side (depending on thickness), or until cooked through.
- Cook chickpeas on BBQ for about 3 minutes, until golden. Alternatively, use the same method to cook chicken and chickpeas in a large pan, in batches if needed.
- Cook pita for 2-3 minutes on each side, until toasted. Alternatively, place pitas on an oven tray and cook in oven for about 5 minutes, until warmed through.
- Roughly chop lettuce and cut tomato into wedges.
- Cut cucumber in half lengthways and thinly slice.
- Add veggies to a large bowl with cooked chicken, chickpeas, vinegar, and olive oil.
- Toss everything together.

## Eat it

- Arrange chicken salad on a platter to share or help yourself to a plate.
- Serve pita wedges on the side and drizzle over yoghurt.

# Black bean brownie

## Ingredients

**½ cups rolled oats**

**1 can canned black beans, drained and rinsed**

**2 tbsp cocoa powder**

**½ tsp baking powder**

**2 tbsp brown sugar**

**½ cup mashed banana**

**2 tbsp oil**



## Method


1. Pre heat oven to 175°C
2. Add oats to food processor and blend until fine
3. Add the rest of the ingredients to the food processor and blend until smooth
4. Pour batter into a greased and lined square baking tin
5. Bake for 15-20 minutes or until firm to touch
6. Allow to cool for 10 minutes
7. Cut into squares and serve

This recipe has been developed for small children. For older children and adults you may like to make the portions larger.

# Easter Sunrise Surprise

He is not here; he has risen! Luke 24:6a (NIV)

This puzzle is based on Luke 24:1-12 (NIV)



## ACROSS

1. A place where someone, especially an important person, is buried
5. A period of twenty-four hours
6. To kill someone by tying or nailing them to a cross
7. A period of seven days
8. A hard solid substance found in the ground which is often used for building

## DOWN

2. The whole physical structure that forms a person
3. The first or early part of a day
4. "He is not here, he has \_\_\_\_\_." Luke 24:6

day	morning	stone	crucify
week	tomb	body	risen



# Easter Sunrise Surprise

He is not here; he has risen! Luke 24:6a (NIV)

The puzzle is based on Luke 24:1-12 (NIV).



Y L X Y P K W G P R X I F L W  
 D B A R H V N E S P I C E S K  
 P W V S L I P U E F Z S Z U T  
 A R W A N U S V T K Q A E F N  
 G D O R C K T Z O W T J O N A  
 Y R O L T Q O K M B O D Y L Z  
 G M O W L D N E B S S T B Q J  
 Y D B U G E E V N R T H K E Z  
 W L Z O N Q D U L T W H J M T  
 F O I Q W D J U F O E R X S C  
 R R M V R E M E M B E R R S I  
 J D I E I U D P R E C I E P K  
 G F E G N N N B D D F C G D O  
 O D D A H S G C Q A A I X I V  
 L A T F D T M P J F Y Z T F L

living  
 women  
 faces  
 morning

tomb  
 first  
 stone  
 week

rolled  
 spices  
 entered  
 body

risen  
 away  
 ground  
 fright

dead  
 bowed  
 remember  
 day



© Crafting The Word Of God



bettercolor