

Celebrating PALM SUNDAY

Exploring our Faith with Children

WORLD AWARENESS SARCOIDOSIS DAY April 13th

WORLD HEMOPHILIA DAY April 17th

Celebrating our April Saints

The night before Jesus died on the cross, He met with His disciples for a special meal.

He knew that it was the last time He would get to have dinner with them before His suffering, and there were some important things that He did and said while they were gathered together.

Jesus wanted them to know how much He loved them, and He commanded them to love others. He washed their feet to show that He was a servant and expected them to serve one another.

During the meal, Jesus took bread to share with those at the table. When He broke the bread, He told the disciples

“This is my body, broken for you. Do this in remembrance of me.”

And He passed around the wine and said

“This is my blood, poured out for you.”

The disciples may not have understood it, but Jesus was telling them that He was doing something new and amazing. Before Jesus, people of God were required to make animal sacrifices for their sins. Jesus was communicating that His blood was going to cover sin once and for all. And as He passed around the bread and wine, He told His friends to remember Him and what He did.

He gave up His life so that we could live with Him.

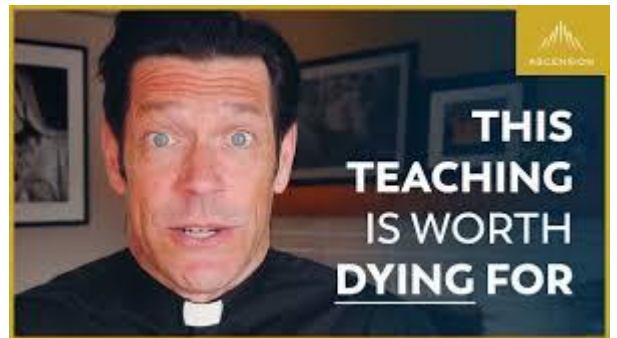
He covered our sins with His blood.



Click on the picture and follow the links



Click on the picture and follow the links



Click on the picture and follow the links



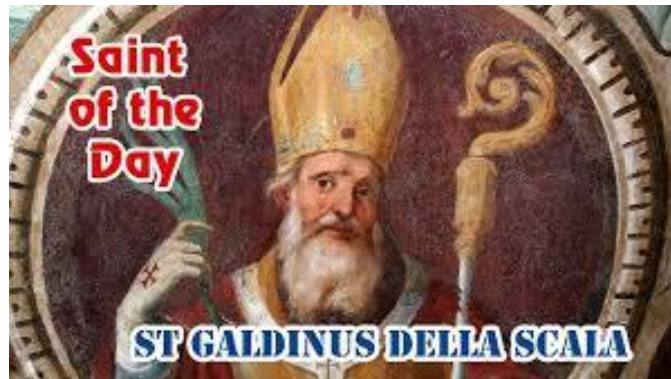
Click on the picture and follow the links



Click on the picture and follow the link



Click on the picture and follow the link

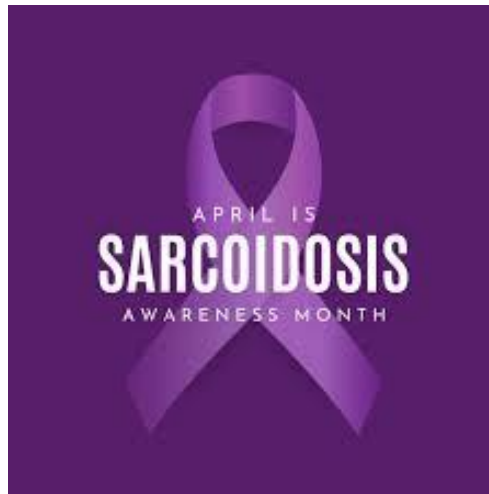


Click on the picture and follow the link



Click on the picture and follow the link

WORLD AWARENESS SARCOIDOSIS DAY April 13th



Click on the picture and follow the link



Click on the picture and follow the link



Click on the picture and follow the link

WORLD HEMOPHILIA DAY April 17th



Click on the picture and follow the link



Click on the picture and follow the link



Click on the picture and follow the link

Loaded Kumara with cheese

Ingredients

4 medium orange kumara, halved lengthwise

1 tin black beans, drained and rinsed

1 jar tomato salsa

2 spring onions, chopped

150g (approx 2 cups) grated cheese



Method

- Preheat the oven to 180°C. Line a baking tray with baking paper.
- Put the kumara, cut side down on the baking tray and cook for 30 minutes or until tender.
- Allow to cool for few minutes, then carefully scoop out the flesh and put into a bowl and roughly mash. Add the beans, ½ cup of tomato salsa, spring onions and half the cheese. Season with salt and pepper.
- Stuff back into the kumara shells and top with the remaining cheese.
- Bake for a further 10-15 minutes or until the cheese has melted.
- Serve with the remaining salsa.

Gluten Free Lemon and Almond Cake

Ingredients

150g butter, softened
1 cup white sugar, 220g
Zest of 4 lemons
4 eggs
200g almond meal, 2 cups
½ cup corn flour, 80g
2 tsp baking powder
Syrup
Juice of 4 lemons (150ml)
½ cup icing sugar, 65g



Instructions

- Preheat the oven to 160°C fan bake. Line a 22 cm round cake tin with baking paper.
- **Cake:** In the bowl of a mixer, cream the butter and white sugar until light and fluffy. Add the lemon zest and mix to combine.
- Add the eggs one at a time, mixing on medium speed. Add half of the almond meal and mix until combined.
- Add the remaining almond meal, corn flour, and baking powder. Mix on low speed until just combined.
- Spread the cake batter into the prepared tin and level the top. Bake for 35-40 minutes or until a skewer comes out clean.
- **Syrup:** While the cake is baking, make the syrup. Add the lemon juice and icing sugar to a small saucepan. Simmer while stirring for 5-10 minutes until thickened and starting to reduce. Set aside.
- Once the cake is cooked and while still in the cake tin, poke holes in the top with a skewer and pour over the lemon syrup until it covers the entire surface. You may have to tilt the cake tin to get even coverage. Leave the cake in the tin to absorb the syrup and cool completely.
- Carefully remove the cake from the tin and place on a cake plate. Sprinkle over icing sugar, cut into slices and serve with Greek yogurt on the side.




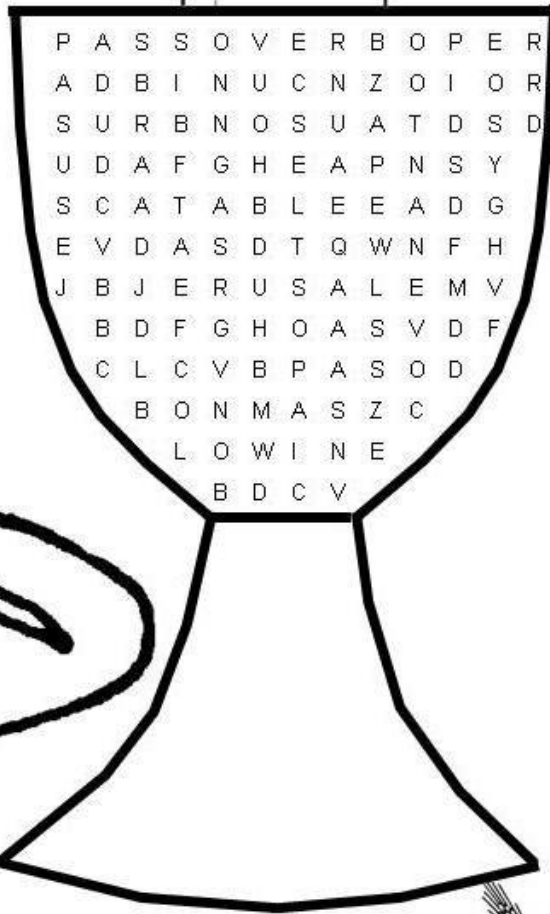
The Last Supper




Find the Hidden Words

Word Bank


- Passover
- Table
- Apostles
- Cup
- Wine
- Bread
- Body
- Covenant
- Blood
- Jesus
- Jerusalem



The Last Supper Coloring Page



Spot the differences



BibleWise

The Last Supper

Below are some sentences taken from Matthew 26:17-30. Fill in the blanks to find the answers for the crossword puzzle.

I will keep the (5) _____ at thy house with my disciples.
 One of you shall (1) _____ me.
 Take, eat; this is my (6) _____.
 (4) _____ ye all of it.
 For this is my (3) _____ of the new testament, which is
 (2) _____ for many for the remission of sins.

