



**Celebrating the ASCENSION of the LORD**  
**Exploring our Faith with Children**  
**World Communication Day, 1<sup>st</sup> June**  
**World environment Day, 5<sup>th</sup> June**  
**Celebrating Samoan Language Week 1<sup>st</sup> -7<sup>th</sup> June**  
**Celebrating our June Saints**

Jesus told them,

“The scriptures say that the Messiah must  
suffer and die, then, three days later he will rise.

They also say that people from every nation  
must be told, in my name to turn to God,  
so that they can be forgiven.

Beginning in Jerusalem, you must tell everyone  
what has happened.

I will send someone to help you.”

Jesus took his friends out to Bethany, he raised his hands and blessed  
them.

As he was doing this, he was taken up to heaven.

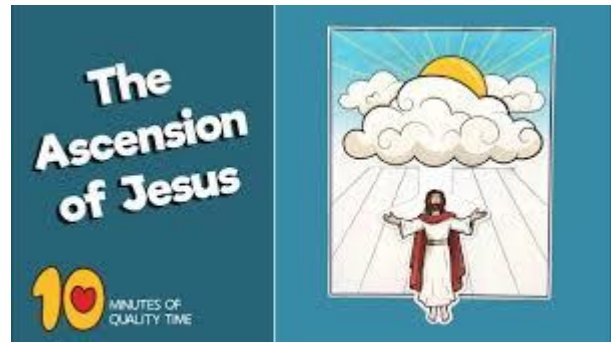
After his friends finished praying, they returned to  
Jerusalem and were very happy.

They spent their time in the Temple, praising God and telling everyone  
about

Jesus and the Good News.



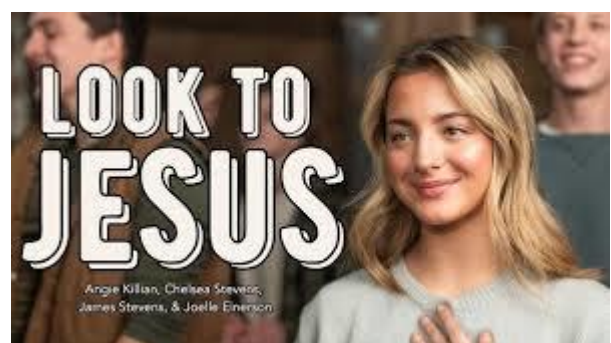
Click on the image and follow the links



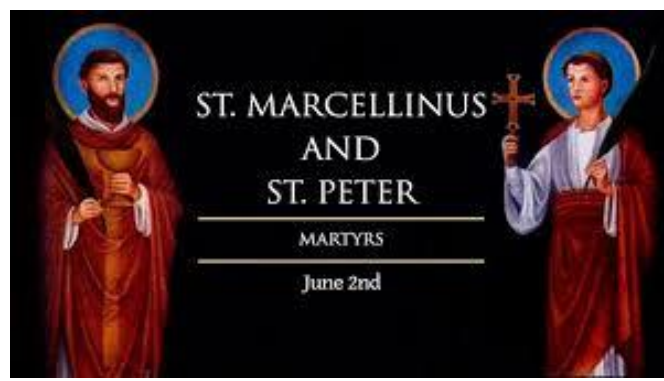
Click on the image and follow the links



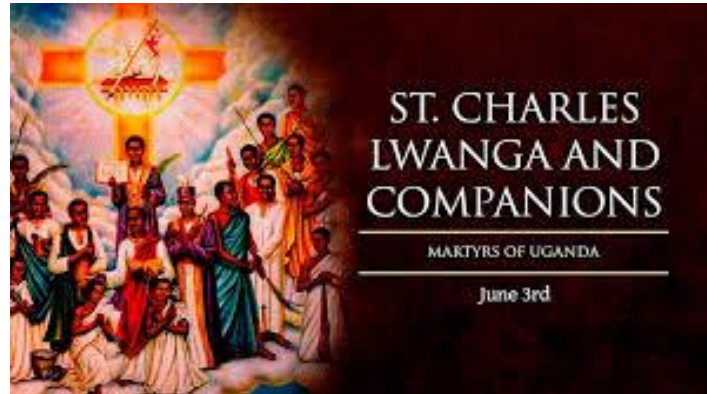
Click on the image and follow the links



Click on the image and follow the links



Click on the image and follow the link



Click on the image and follow the link



Click on the image and follow the link



Click on the image and follow the link

## World Communication Day, 1<sup>st</sup> June



[Click on the image and follow the link](#)



[Click on the image and follow the link](#)

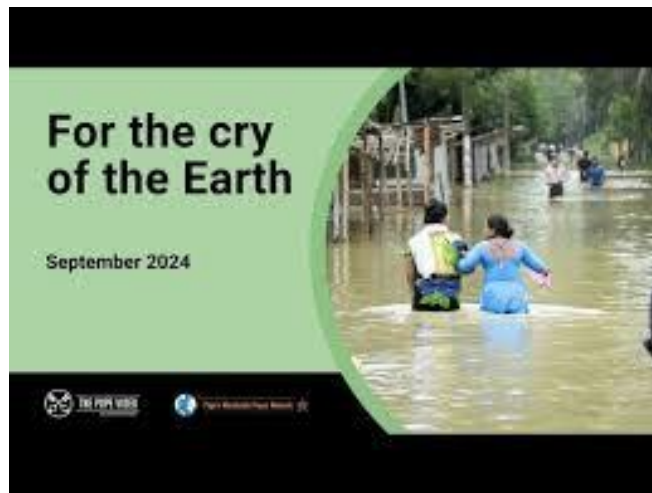


[Click on the image and follow the link](#)

**World environment Day, 5<sup>th</sup> June**



**Click on the image and follow the link**



**Click on the image and follow the link**



**Click on the image and follow the link**


[Celebrating Samoan Language Week 1<sup>st</sup> -7<sup>th</sup> June](#)



[Click on the image and follow the link](#)



[Click on the image and follow the link](#)



[Click on the image and follow the link](#)

# Impossible To Fail Quiche

## Ingredients

- 3 eggs
- 1/2 cup self-raising flour
- 1 cup Tasty Cheese, grated
- 1 tbsp olive oil
  
- 1 1/4 cups Milk
- 1 onion, peeled and finely chopped
- 2 rashers bacon, chopped



## Method

1. Place eggs, flour, Tasty Cheese, olive oil, milk and onion into a container or large food processor and either shake vigorously for 1 minute or process for 30 seconds.
2. Pour the mixture into a hot, greased quiche dish and add the bacon along with any vegetables you may have e.g. corn, mushrooms, chopped parsley, etc.
3. Bake the quiche at 180°C for 45 minutes.
4. Serve with a salad and bowl of crusty bread.

**Tip:** Leave out the bacon and add chopped roasted kumara to make this vegetarian.

# Gluten Free Afghans

## Ingredients

150 grams butter/150 grams dairy free spread

1/2 cups sugar

1 1/4 cup gluten free flour

1/4 cup cocoa

1 cup gluten free cornflakes

## For the Icing

1 cup icing sugar

1.5 tbsp cocoa

1 tbsp hot water

10 grams softened butter/10 grams dairy free spread

10 Walnuts



## Method

- Preheat oven to 180 degrees celsius/bake.
- Thoroughly creme together the butter and sugar until light and fluffy.
- Sift in the flour, cocoa and mix with a spoon or spatula until combined.
- Add in the cornflakes and mix again.
- Roll spoonfuls of the mixture into large balls and place on a lined baking tray and flatten slightly. The afghans shouldn't spread too much, so however much you flatten them, will be roughly the same shape that they come out as.
- Bake for 15 minutes and then let them cool on the tray until they are firm enough to move to a cooling rack.
- When they have cooled, coming the icing sugar, cocoa, hot water, and softened butter in a large bowl and mix/beat until you have a smooth and thick icing.
- Dollop the icing on top of each Afghan biscuit, followed by a walnut.
- Let the icing cool, and enjoy! The biscuits last for ages, a classic war cookie, so just pop them in a contain and eat as you like.



# The Ascension of Jesus

Acts 1:6-11

When he had said this,  
as they were looking  
on, he was lifted up,  
and a cloud took  
him from their sight.




Lord  
Time  
Israel  
Father  
Spirit  
Jerusalem  
Galilee  
Men  
Heaven  
Garments  
Cloud



Find the  
hidden  
words

	O	P	E	R	A	D	N												
A	D	F	A	T	H	E	R	E	S	L	I	N							
U	L	N	Z	N	I	O	R	U	M	B	T	I	O	N					
O	E	A	E	E	L	I	L	A	G	E	N	J	C	R	A				
S	A	D	F	V	G	B	U	O	M	I	E	I	L	V	D				
J	E	R	U	S	A	L	E	M	I	G	P	M	D	O	M	N			
V	S	F	G	E	H	T	T	E	K	S	R	A	U	S	C				
I	I	E	H	S	P	I	R	I	T	A	I	D	D						
	B	A	J		H	G	G												



Created by Nunzio Rubino 20-05-2014

B  
I  
B  
L  
E  
K  
I  
D  
S  
·  
E  
U

# The Ascension of Jesus

While he was blessing them, he left them and was taken up to heaven. Luke 24:51 (NIV)

Based on Luke 24:44-53



B T Q O M D Q S U F F E R U F  
F N C Q W O P S A L M S T S A  
G X N Q O F S M Z Z H N U C O  
B B Y C R O T E C M E T N R J  
R A P R S R S P S P F E C I A  
N I G Y H G U P E G K D L P S  
Z F S F I I M R N A N W D T P  
B J Z E P V F S T A Y E E U O  
X L K R E E G J T Q L H J R H  
E T E U D N X S Y L P D U E T  
E S X S E K R K I O E A M M P  
J S X V S E W F R N D X I C H  
A X A B D I L P E U V V N O R  
D E C N K U N P L F J S D Q S  
H R U I F H O G G V Y K S L C

RISE	REPENT	PROPHETS	TAKEN
SUFFER	PSALMS	OPENED	FORGIVE
HEAVEN	SCRIPTURE	FULFILLED	MOSES
WORSHIPED	BLESSING	UNDERSTAND	MINDS

# The Ascension of Jesus

While he was blessing them, he left them and was taken up to heaven.  
Luke 24:51 (NIV)

Each number represents a letter of the alphabet. Substitute the correct letter for the numbers to reveal the coded words.



X	W	V	D	J	Q	R	I	B	S	O	A	E	U	C	P	K	N	H	L	G	M	Y	Z	F	T
1	2	3	4	5	6	7	8	9	10	11	12	13	14	15	16	17	18	19	20	21	22	23	24	25	26

- 25-14-20-25-8-20-20-13-4 \_\_\_\_\_
- 11-16-13-18-13-4 \_\_\_\_\_
- 22-8-18-4-10 \_\_\_\_\_
- 10-15-7-8-16-26-14-7-13 \_\_\_\_\_
- 7-8-10-13 \_\_\_\_\_
- 7-13-16-13-18-26 \_\_\_\_\_
- 9-20-13-10-10-8-18-21 \_\_\_\_\_
- 26-12-17-13-18 \_\_\_\_\_
- 19-13-12-3-13-18 \_\_\_\_\_
- 2-11-7-10-19-8-16-13-4 \_\_\_\_\_

SCRIPTURE	RISE	REPENT	HEAVEN	BLESSING
MINDS	TAKEN	OPENED	WORSHIPED	FULFILLED